中国节能 CECEP

中节能国祯



2024

环境、社会和治理（ESG）报告

中节能国祯环保科技股份有限公司

CONTENTS

01 /

03 /

05 /

09 /

13 /

13

17

19

“ ”

83 /

83 ESG

88

91







01

23

27

30 “ ”

02

43

50

64

67

03

71

77

2 ESG

2024

2024 1 1 2024 12 31

2024

17 — 3

— ESG

ESG UNSDGs Global

Reporting Initiative, “ GRI ” GRI Standards

“ ” 2024 ESG
“ ” “ ” “ 2024 ” 2024 1 1 2024 12 31
“ ”
“ ” “ ” “ ”
“ ” “ ” “ ”
“ ”
“ ”
“ ”
“ ”
“ ”

PDF PDF

https://www.gzep.com.cn



2024

“ ” “ ”

56

“ ” “ ” “ ”

“ + ”

“ ”

“ ” “ ” 18

2 10

“ ” “ - ”

“ ”

“ ”

80%

“ ”

“ ”

75 “ ” 4

“ ” “ ”

“ ”

ESG

9

1997 2014 300388

“ ”

“ ”

“ ”

20

“ ”

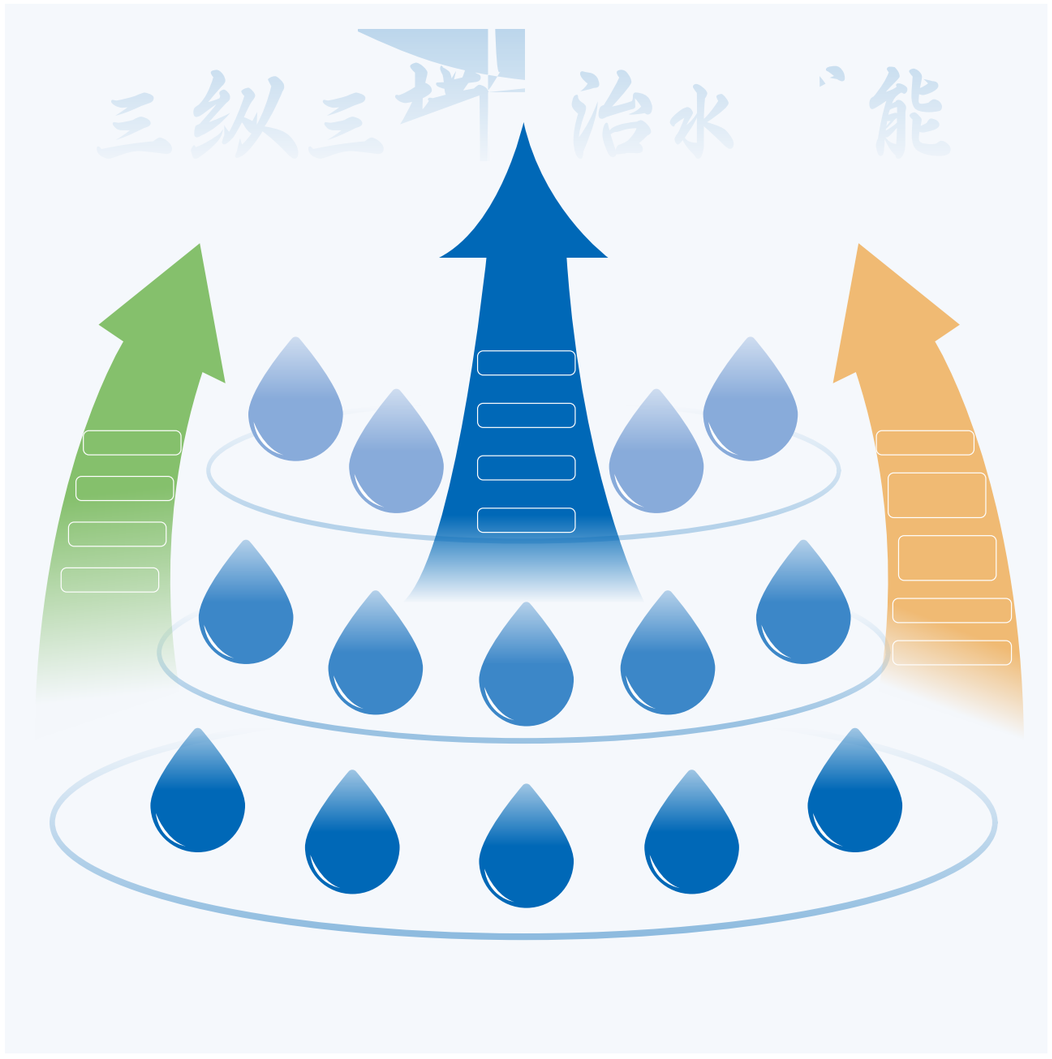

1997

1997
20

2014

2014

TOP 40

TOP 40 [1]

TOP 10

9
[2]

150

150

477

477 /
18 /
141
/

20

20
/

4,477

4,477

[1] GWI (Global Water Intelligence) 2016 1

[2] E20 2003 2004 2005 2010 2019 2020 2021 2022 2023

2024



“ ”

E20



“ 50 ”



AAA “ ”



2024



2024

E20



2024

E20



2024

E20



2024

“ ”



2024 “ ”



2024

2024

ESG ESG

SDGs



ESG ESG

ESG ESG

ESG



2024

	•	•	•
	•	•	•
	•		•
			•
	•	•	•
	•	•	•
	•	•	•
	•	•	•
			•
			•
			•
	•	•	•
	•		•
			•
			•
	•	•	•
	•		•
			•
			•
	•	•	•
	•		•
			•
			•
	•	•	•
	•	•	•
			•
			•
	•	•	•
	•		•
			•
			•

2024 17 —

“ ” “ ” “ ”

ESG

“ ” ESG

“ ” “ ” ESG

专题一

2024

148	22,600	85
-47.1%	750+	

2024 148

“ ”

22,600

30 20

85

47.1%

750

AI

10 AI EMS



-



-





-



-

2024 “ + ” “ ”

2024 32.8 / 820 /
15% EMC 100 /215





“ + ”

2024 3 “ ” “ ”

1.8 200
11



“ ”





“ ”

“ - - ” “

”

“ ”

“ ”

7 × 24

“ ”

750

AI 9

2,000

18

17 “ ” 18

18

147%

3% ABB

PLC

5% FAAO











“ ” “

”

ɔ “ ”

01

23
27
“ ” 30


中节能国祯
SDGs
6 清洁饮水和卫生设施
7 经济适用的清洁能源
11 可持续城市和社区
13 气候行动
14 水下生物
15 陆地生物

“ ”

“ ” “ ”

2024

2024



2024 9

42 ISO 14001

2024 /







2023-2030

“ ”

202

1/4 “ ”

“ ”

“ ” “ ” “ ” “
”

E20 1+6 “ ”



2024 E2O



2024 E2O

2024 ESG

“ ” T/CSTE 0290.3-2022
GB/T29153-2012

“ AI ” “ AI ”
“
”



/

AI

/

“ + ”

+

AI

/



CCTV

10 600

-- “ ”



2024

“ ”

2024 1,046.33

147,229

2025 2030

“ ”

2030

0.161

/

0.6988 /

2024

	2024
	288,201.00
/	0.7511



2024

AI

“ ”

2024

1,046.33

147,228.83

2024

3 1,350.65 151.54

2024

1 100 / 215 12.38

2024

	2024
	6.38
	154.15
	136.84
	51,598.90
	1,200.70
%	2.33
/	0.1663

2022 “ + ”

/ 16 11,629.98 1,714

280 9,958.34 54.43

2024

“

” “ A2O ” “

”



“

” “ ” 2024 “ ”

“

”



2024

“ ”

2024

20

BIPV

ɹ @ @

< ђ ɣ Д

Ã

50%

“ ”

2024

2024

◎

2024

2,651.21 0.67%

2024 1 1 2

2024 2 “ ”



“ ”

2024

“ ” 2024 9 “ ‘ - - ’ ”



2024

2024
18
27
277
13.85
193
90
14
5
21
30



2024

17

3

2024

“ + ”

2024 9 5 “ 2024 ”

“ AOA — ”

300





2024

2024
287
1
52
1
11
18

2024

2024

1 “ ” T/CSTE 0290.3—2024

7

T/GDPAWS 33—2024	
“ ”	T/CSTE 0290.2—2024
“ ”	T/CSTE 0290.4—2024
“ ”	T/CSTE 0290.1—2024
“ ”	T/CSTE 0290.5—2024
“ ”	T/CSTE 0290.6—2024
“ ”	T/CSTE 0290.7—2024

E20

“ ”

+



“ ”

2024 3 28-29 E20 “ ” “ 2024
”
— “ ” “ ”





100%

63 8 12.7% 2,720

2024

		2024
		2,720
		750
	%	27.57
		1,970
	%	72.43
30		438
31-50		1,958
50		324
		151
		1,015
		1,554
		9
		88
		285
		76
		21
		63
		17
		46
		8
		55
		76
	%	2.79
		561
		1
/		227
/	%	8.35

“ ” “ ” “ ”

2024

“ ”

“ ”

“ ” “ ” “ ” “ ”

“ ”

2024 8 “ ”





“ ”



“ ”



“ ”



“ ”



“ ”

2024

1.7

17



2024 “ + ”

“ + ”

M

T

/

S

B

W

2024 “ ”

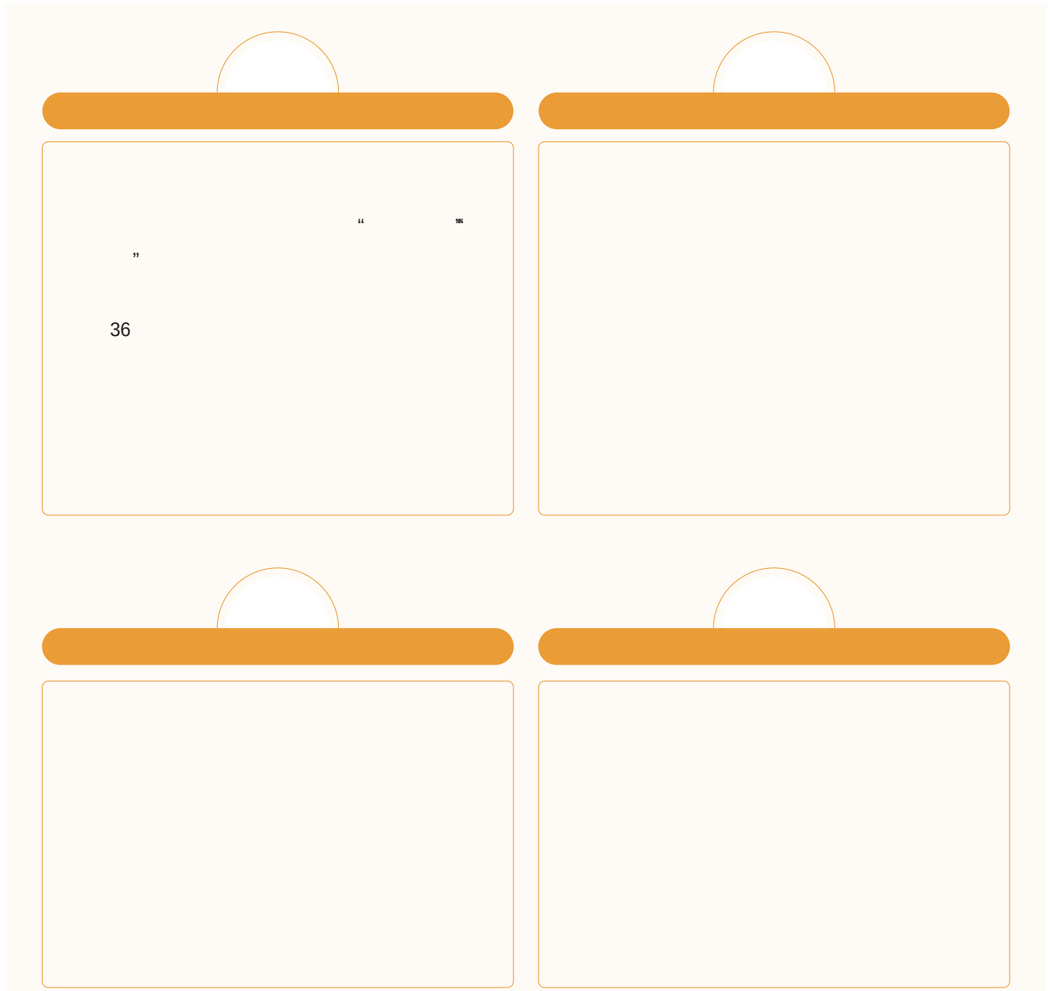

2024

		2024
		66,166
		24.82
		37.75
		77.08
	%	98.56

“ ”

2024

2024

2 2

“ ” “ ”

“ ” 2024 9

42 ISO 45001



“ ”



2024

2024—2026 ,

“ 1 +45 +5

”

45

35 **77.8%**

302

2024

478

2024 2024

7






团 体 标 准
城镇污水处理企业应急能力建设规范
广东省安全生产协会 发布

T/GDPAWS33-2024

“ ”

120

18 2023 4 5

2024 12 “ ”1 4 1

2 211 1,655.57

2024 166

2024

“ ”

2024 5

67 1,000



2024

2024	
	0
	1,655.57
%	83.70

2024



2024 “ ” “ ”

ל ך ם 23 “ ל

2024 9
42 ISO 9001



2024

97.36%

OA

2024

2024 , , ,

2024 19,179 “
A ” “ ”

“ ”

2024 “ ” 77 “ ”
11 75

“ ” “ ”
“ . ” 200 “
”





30

“ ”

2024

1,380
350 1,000

“ ”

”

30









“ ” “
120 4,000

“ ”
“ ”









03

71

77

SDGs

11 可持续城市和社区

12 负责任消费和生产

16 和平、正义与强大机构

“

”

ESG

”

“ ”

2024

“ ”

“ ”

2024

“ ”

“ ”

2024 “ ”





2024

“ ”

“ ”

“ ”

“ ”

“ ”

“ ”

“ ”

“ ”

“ ”

2024

“ ”

“ ”

“ ”

“ ”

“ ”

“ ”

“

”





--

103

“ ”

ESG

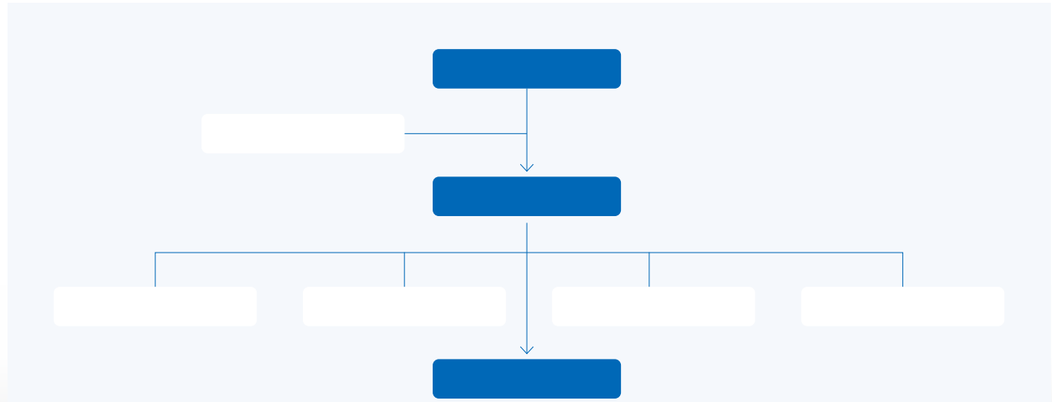





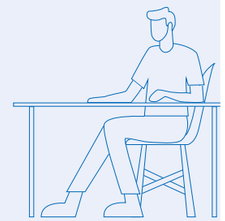

9

2 22.22% 3

33.33%

2024

	2024
	3
%	33.33
	2
%	22.22
	9
30	0
30-50	2
50	7

1

2

1

6

ESG

2 1 100%



2024



AAA

“ ”

60

30



—

—



2024

1,484 2024 2024



ESG

	2024
	147,228.83
	1,046.33
%	38.64
	1,109.28
%	9.70
	119.09
	0.53
	0
( )	2.79
	0.27
	146,937.92
COD	216,346.91
	4,062.57
	28,736.40
	30,889.76

	2024
	65.26
	0.0153
	288,201.00
/	0.7565
	6.38
	154.15
	136.84
	51,598.90
	1,200.70
%	2.33
/	0.1663

	2024
	18
	27
	277
	13.85
	193
	90

		2024
		3
	%	33.33
		2
	%	22.22
		9
30		0
30-50		2
50		7

	3
	400

17 —

	1	“ ”
	2	
	3	
	4	
	5	
	6	“ ”
	7	
	8	“ ”
	9	
	10	
	11	
	12	/
	13	
	14	
	15	
	16	
	17	
	18	
	19	
	20	
	21	

2024 ESG

1.

□ □ □ □ □

2.

□ □ □ □ □

3.

□ □ □ □ □

4.

□ □ □ □ □

5.

□ □ □ □ □

1.

2.

3.



300388

https://www.gzep.com.cn/