中国节能 CECEP

中节能国祯

2025 ESG

CONTENTS

01

03

05

09

15

19

87 ESG

92

95

“ ” 23

38

44

51

57

70

73

77

82



3 ESG

2025

2025 1 1 2025 12 31

ESG

2025

17 —

3 —

ESG ESG

o

2025 ESG

2025

“ ”

“ ”

“ ”

“ ”

15

18 “ + ”

19 2,000 “ — —

” “ ”

“ ”

ẁ /

1997 2014 300388

“ ”

“ ”

“ ”



1997	2014	TOP40	TOP10
1997 20	2014	TOP 40 [1]	9 [2]
80	400+	43	4578
80	419.58 / 18 / 63.5 /	43.48 /	4,578

[1] GWI (Global Water Intelligence) 2016 1

[2] E20 2003 2004 2005 2010 2019 2020 2021 2022 2023

2025

50

12

2025

-

Wind ESG AA

Wind

2024

2024

-

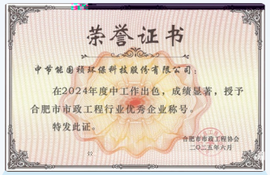

2024

E20

E20

2025 “ ”

AAA

2025

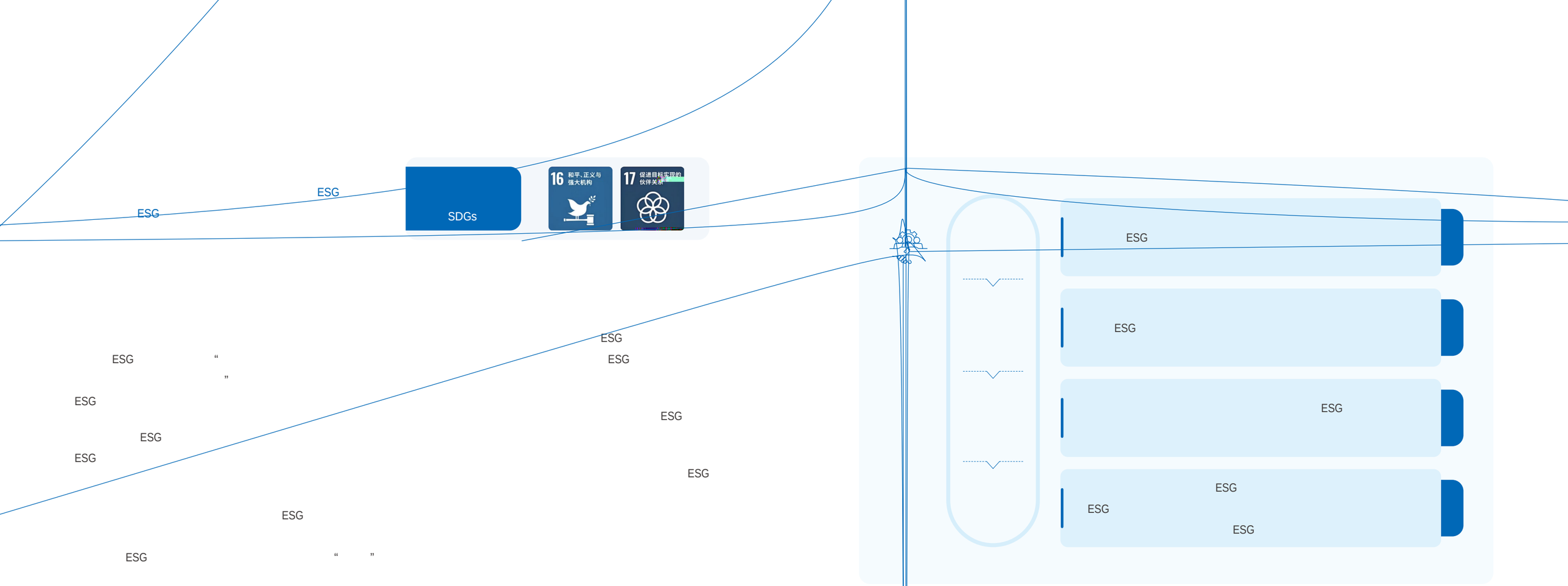
ESG
ESG
SDGs
16 和平、正义与强大机构
17 促进目标实现的伙伴关系
ESG
ESG
ESG
ESG
ESG
ESG
ESG
ESG
ESG
ESG
ESG
ESG
ESG
ESG
ESG
ESG
ESG
ESG
ESG


国标环保
长江大保护 国标有担当

“ ” “ ” “ ”

ESG

“ ”

468

ESG

诚邀您填写《节能国祯2025年ESG（环境、社会及治理）重要性议题调研问卷》
诚邀您填写
《节能国祯2025年ESG（环境、社会及治理）
重要性议题调研问卷》

2025

“ ”

“ ”

2025 “ + ”

“ ‘ + ’

” “

” “ ‘

+ ’

”

“ ”

2025

AI

2023 AI 12 138

2025

“ V1.0 ” 1

2025

147 5.5

“ ”

“ ” “ ”

“ ”

“ ”

“ ”

2025

2025 40

“

”

“ ”

“ ”

“ + ”

2025 S-IBR®

HiPOx-S®

“ 2025

” AOA

“ ” “ ”

“ ”

“ ” “ ”

“ ”



2025

“ + + ”

“ ”

2025

“ ”

“ ” “ ” “ ”

“ ”

“ ” 23

..... 38

..... 44

SDGs

“ ”

“ ”

2024-2025

“ + ”

“ ”

“ ” “ ” “ ”

”

2025

“ ”

2025 “

” “ ”

2025

“ ”

T/

HNCJ:PSG 0001-2025

V1.0

AI

“ ”

“ ”

/

/

/

/

/

/

“ + ”

AI

“ + ”

“ ” “ ”

/

“ ”

/

+

AI

“ ”

“ - - ”

“ ”

/



“
— — ”

2025 15 3
3.12% 1,000

2025 AI

“ ” “ ”
“ ” “ ”

2025 4	2025 2
7,253	2,625 /5,481
761.66	315.7

2025

		2025
		6.12
		161.35
		207.64
		49,385.58
		2,380
	%	4.82
	/	0.1619

“ ”
“ — — — ”

4 / 3
/ 2025 4.91

“
”

“ ”

“ + ” “ ” “ ” 2025
15 1,380 3.12%

- “ ” “
” “ ” “ ”

“ ” “

” “ ” 2025

“

“

”

2025

1,380

1,000

6.2

620

“ + ”

34

“ — —

“ +AI ”

δ

”

-2029 2030

“ ” “ ”

“ ” AOA AGS

≥ 75%

“ ” “ ”

ը 2025

100% “ → ”

3

2023 24

VOCs,

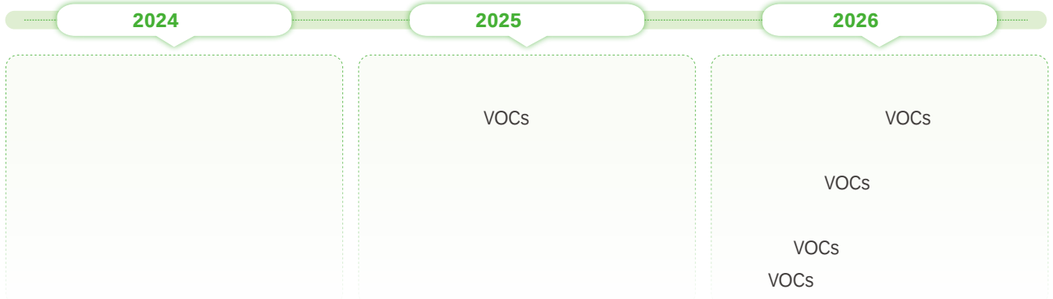

2025

	2025
	0.70
	0
( )	2.71
	0.63
	144,281.47
COD	207,372.46
	4,066.19
	30,169.99
	29,820.34
	61.96
	0.0171

3

2025

“ — — — — ”

“ ”



2025 “

”

2025 100%

“

” “ ” “ ”

“ ”

“ ” “ ”

AI

2025 1 1 AI “
”

2025 AI 98%

2025

2025

24 ISO 14001

2025

878

1.0

2025

“ ”

1.0

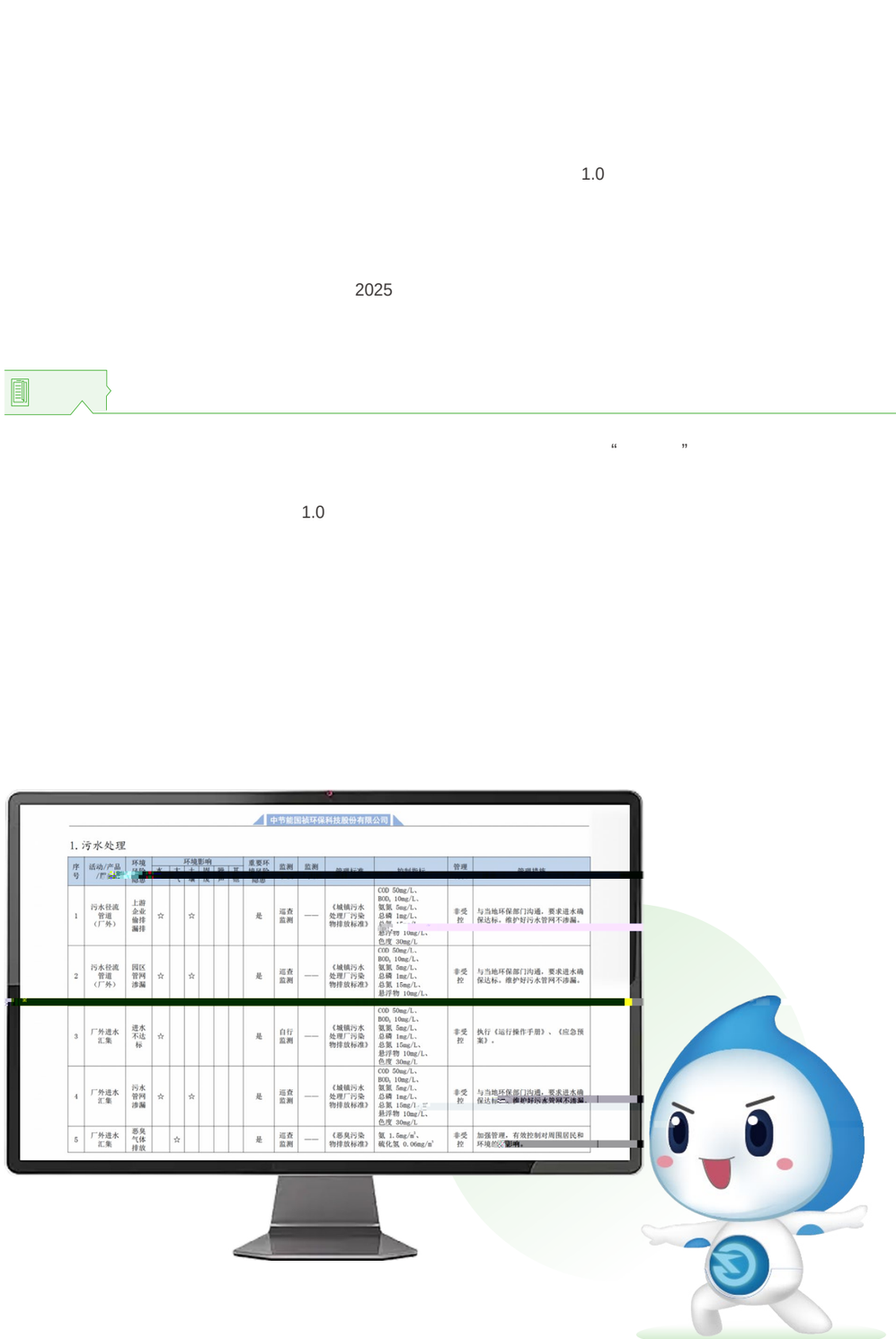

2023-2030

2025 “ ”

项目规划设计阶段

“ ”

项目建设施工阶段

“ ”

项目运维阶段

“ ” 7 31.8

8,000 4,000

“ ”

“ ” “ ” 2025 5 “ ”

29.4 128

EPCO “ ”

12

197 54 “

+ ”

3

40%

“ ”

15 373

“ ”

“ ”

51

57

70

73

“ ”

2025

2025

-

2025

“ ” “ ”

“ + + ”

“ ”

“ ” AI

“ ”

AI

“ ”

2025

2026-2030

“ + ” “ + ”

138

76

55.07%

2,737

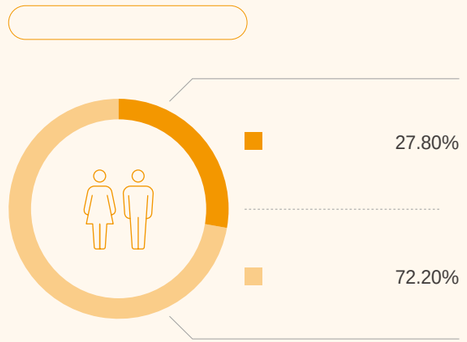

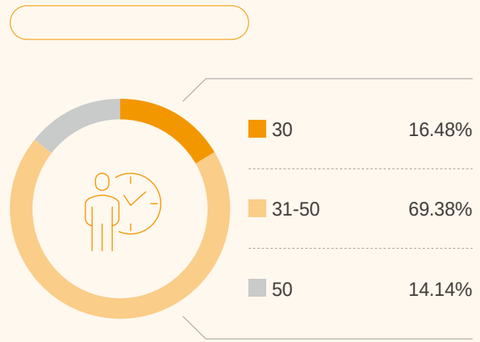

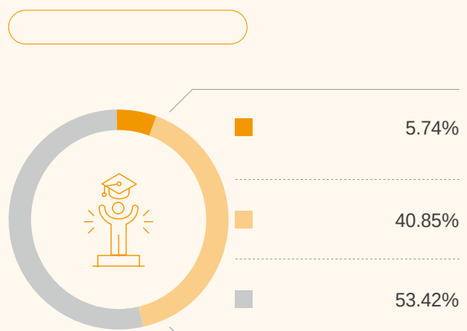



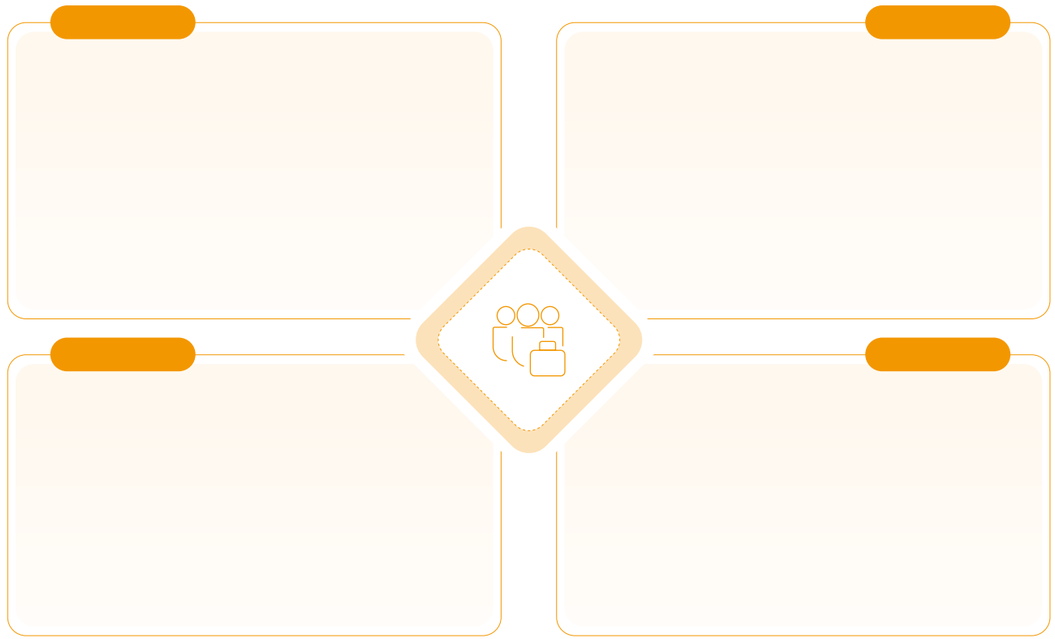

100%

“ ” “ ” “ ”

“ ”

“ ”

“

”

2025 1.53 15



2024 10 2025 11 4
13

“ ”

“ ”



“ ” 2025 “

” “ ” “ ”

2025 “

”

“ ”





2025 8

80

80

OA

5

”

2025

71

260

“ + ”

+

X ع

H W

“ + + ”

2,217 41,220

2025

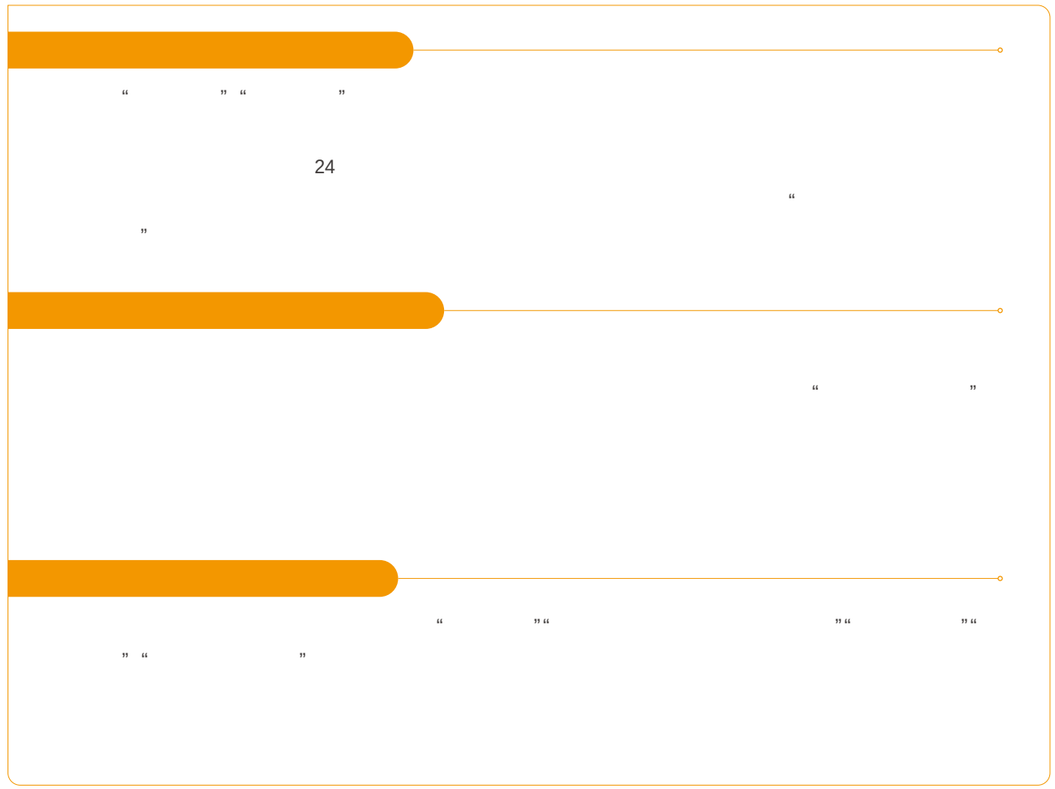

“ ” “ ”

24

“

”

“ ”

“ ” “ ” “ ”

” “ ”

88.76 **101,639** **36.85** **98.67%**

“ ”

2025

2 3

2025 “ ” 1

“ ” 2025

3

“ ”

2025 “ ”

23

2025

“ ”

24 ISO 45001

“ 1+8 ”

2025

“ ”

3,000

10,000

98%

2025 90

580 288

“ ”

“

”

AI

“

”

2025 1,097

9,000 “ ” VR

100%

2025

2025 6 24 “ — ” “

” + ”

“ ”

“ ”

2025

“ ”

2025 14 28

ESG

ESG ESG

ESG

2025

2025 9

2025

2025

2025

FAAO

FAAO “ ”

24

ISO 9001

2025

2025

96.15%

“ ”

“ ” “ ”

“ ”

2025 119.75

“ ”

“ ”

3 “ ”

47 “ ”

“ ”

54

“ ”



“ ”

ESG

77

82

SDGs

“

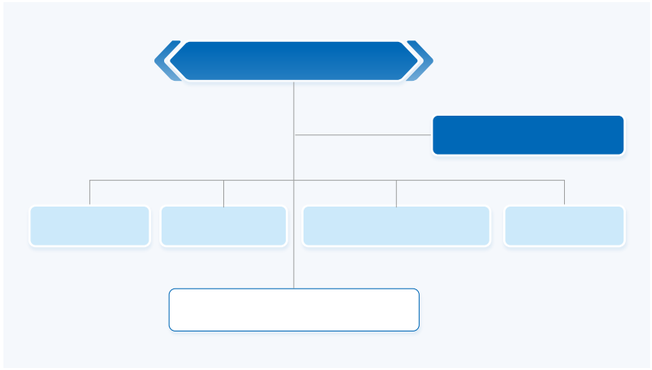

6

3

11

100%

ESG

ESG

2025

“

”

2025

2025

“ +

”

“ ”

3

100%

2025

5

22

1,844

2025

1,458 2026

2026 2026

ESG

ESG “ ” “ ”

ESG

2025

“ ” 26 “ ”

2025 2 “ ”

“ ”

400 30

“

” “ ”

“ ”

2025

7 **630**

2025 3 13

2025

2025

60

“

”

30

2025

2025

2025

2025

2.25

“ A ”

“ ”

2025

ESG

ESG

		2024	2025
		147,228.83	240,990
		1,046.33	2,474.16
	%	38.64	66.30

		2024	2025
		1,109.28	1,111.38
	%	9.70	9.84
		119.09	121.35

		2024	2025
		0.53	0.70
		0	0
( )		2.79	2.71
		0.27	0.63
		146,937.92	144,281.47
COD		216,346.91	207,372.46
		4,062.57	4,066.19
		28,736.40	30,169.99
		30,889.76	29,820.34

		2024	2025
		899.38	1,143.95
		287,301.62	265,003.05
		288,201.00	266,147.00
	/	0.7565	0.7036

		2024	2025
		6.38	6.12
		154.15	161.35
		136.84	207.64
		51,598.90	49,385.60
		1,200.70	2,380
	%	2.33	₴

7Ä ú„ÂVø u Qi‡N0]03% •ôXöÎ‚ª”á„§

/% !D@•Ñf •Ú•r¼° kO.]ˆ•$õ

		2024	2025
		2,651.21	2,438.49
		2	2
		18	24
		27	19
		277	281
		193	189
		90	93
		14	10
		5	6
		21	21
		30	35

] 14 4

		2024	2025
		2,720	2,737
		750	761
	%	27.57	27.80
		1,970	1,976
	%	72.43	72.20
30		438	451
31-50		1,958	1,899
50		324	387
		151	157
		1,015	1,118
		1,554	1,462
		9	5

		2024	2025
		88	87
		285	107
		8	5
		1	0
		76	74
		21	18
		63	142
		17	50
		46	92
		8	11
		55	131
		76	76
	% ђ ɣ		
753	16		
17 Õ			

		2024	2025
		0	0
		0	0
		1,655.57	1,036.41
	%	83.7	100

		2024	2025
		1,911	1,911
		36	63
		-	14
		-	28

		2024	2025
		3	3
	%	33.33	33.33
		2	2
	%	22.22	22.22
		9	9
30		0	0
30-50		2	2
50		7	7

		2024	2025
		3	7
		400	630

17

			"
			" "
			" "

ESG

E.1	E.1.1	
	E.1.2	
	E.1.3	“ ”
E.2	E.2.1	
	E.2.2	
	E.2.3	
E.3	E.3.1	“ ”
	E.3.2	“ ”
	E.3.2	“ ”
	E.3.4	“ ”
E.4	E.4.1	
E.5	E.5.1	“ ”
	E.5.2	
	E.5.3	“ ”
	E.5.4	“ ”
	E.5.5	
	E.5.6	

S1	S1.1	
	S1.2	
	S1.3	
	S1.4	
	S1.5	

S2	S2.1	
	S2.2	
	S2.3	
S3	S3.1	
	S3.2	
S4	S4.1	
	S4.2	
	S4.3	
	S4.4	

G1	G1.1	
	G1.2	
	G1.3	
G2	G2.1	
	G2.2	
	G2.3	
G3	G3.1	
	G3.2	
G4	G4.1	
	G4.2	
G5	G5.1	
	G5.2	

2025 ESG

1.

□ □ □ □ □

2.

□ □ □ □ □

3.

□ □ □ □ □

4.

□ □ □ □ □

5.

□ □ □ □ □

https://www.gzep.com.cn

gzep@gzep.com.cn

2688 14-16

0551-65311811

300388

https://www.gzep.com.cn/